




QUARTERLY REPORT OF REVENUE AND OTHER RECEIPTS
As at the Quarter Ending December 31, 2024

Department : State Universities and Colleges (SUCs)
 Agency/Entity : Negros Oriental State University
 Operating Unit : < not applicable >
 Organization Code (UACS) : 08 072 0000000
 Fund Cluster : 05 - Internally Generated Funds

Classification/Sources of Revenue and Other Receipts	UACS CODE	REVENUE TARGET (Annual) per BESF	Actual Revenue and Other Receipts Collections					Cumulative Remittance/Deposits to Date			Variance		Remarks
			1st Quarter Ending March 31	2nd Quarter Ending June 30	3rd Quarter Ending September 30	4th Quarter Ending December 31	Total	Remittance to BTr	Deposited with AGDB	Total	Amount	%	
1	2	3	4	5	6	7	8=(4+5+6+7)	9	10	11=(9+10)	12=(8-3)	13=(12/3)	14
Internally Generated Funds		344,132,000.00	12,866,910.10	3,084,868.75	155,665,885.03	165,738,829.61	337,356,493.49	0.00	337,356,493.49	337,356,493.49	(6,775,506.51)	-2 %	
Revenue Collections		344,132,000.00	11,425,616.99	1,852,918.63	154,710,229.38	164,668,737.15	332,657,502.15	0.00	332,657,502.15	332,657,502.15	(11,474,497.85)	-3 %	
Cash Revenue		344,132,000.00	11,422,616.99	1,852,119.59	154,710,229.38	164,654,001.32	332,638,967.28	0.00	332,638,967.28	332,638,967.28	(11,493,032.72)	-3 %	
Not Applicable		344,132,000.00	11,422,616.99	1,852,119.59	154,710,229.38	164,654,001.32	332,638,967.28	0.00	332,638,967.28	332,638,967.28	(11,493,032.72)	-3 %	
Tuition Fees	4020201001	259,070,000.00	6,639,501.78	1,614,206.59	123,059,677.38	128,211,930.32	259,525,316.07	0.00	259,525,316.07	259,525,316.07	455,316.07	0 %	
Income from Other Sources	4020201003	0.00	419,155.00	0.00	0.00	6,425.00	425,580.00	0.00	425,580.00	425,580.00	425,580.00	0 %	PASUC/SCUAA Contribution (Regional & National)
Other School Fees	4020201099	85,062,000.00	4,363,960.21	237,913.00	31,650,552.00	36,435,646.00	72,688,071.21	0.00	72,688,071.21	72,688,071.21	(12,373,928.79)	-15 %	
Non-Cash Revenue		0.00	3,000.00	799.04	0.00	14,735.83	18,534.87	0.00	18,534.87	18,534.87	18,534.87	0 %	
Not Applicable		0.00	3,000.00	799.04	0.00	14,735.83	18,534.87	0.00	18,534.87	18,534.87	18,534.87	0 %	
Miscellaneous Income	4060999000	0.00	3,000.00	799.04	0.00	14,735.83	18,534.87	0.00	18,534.87	18,534.87	18,534.87	0 %	Miscellaneous Income (e.g., liquidated damages)
Non-Revenue Collections/Other Receipts		0.00	1,441,293.11	1,231,950.12	955,655.65	1,070,092.46	4,698,991.34	0.00	4,698,991.34	4,698,991.34	4,698,991.34	0 %	
Cash Receipts		0.00	1,441,293.11	1,231,950.12	955,655.65	1,070,092.46	4,698,991.34	0.00	4,698,991.34	4,698,991.34	4,698,991.34	0 %	
Not Applicable		0.00	1,441,293.11	1,231,950.12	955,655.65	1,070,092.46	4,698,991.34	0.00	4,698,991.34	4,698,991.34	4,698,991.34	0 %	
Receivables - Disallowances/Charges	1030501000	0.00	551,905.25	687,926.85	134,875.91	49,877.46	1,424,585.47	0.00	1,424,585.47	1,424,585.47	1,424,585.47	0 %	Receivables - Disallowances/Charges
Advances for Special Disbursing Officer	1990103000	0.00	289,089.72	112,382.30	178,791.40	205,620.33	785,883.75	0.00	785,883.75	785,883.75	785,883.75	0 %	Refund of Cash Advances for Special Activities
Advances to Officers and Employees	1990104000	0.00	209,503.78	88,778.97	49,302.98	97,105.32	444,691.05	0.00	444,691.05	444,691.05	444,691.05	0 %	Refund of Cash Advances for Travels
Due to Officers and Employees	2010102000	0.00	0.00	0.00	0.00	800.00	800.00	0.00	800.00	800.00	800.00	0 %	Return of over cashwithdrawn by cashier due to overstated amount in check issued
Due to BIR	2020101000	0.00	172,140.00	139,520.00	446,156.23	128,400.56	886,216.79	0.00	886,216.79	886,216.79	886,216.79	0 %	Documentary Stamp Tax Collections (Due to BIR) and taxes collected for unwithheld portion
Trust Liabilities	2040101000	0.00	145,000.00	137,151.00	57,931.50	444,943.90	785,026.40	0.00	785,026.40	785,026.40	785,026.40	0 %	Collection of Proceeds from sale of bid documents/Eligibility/Minutes/Abstract of Bids as Read
Government Equity	3010101000	0.00	0.00	0.00	0.00	2,670.00	2,670.00	0.00	2,670.00	2,670.00	2,670.00	0 %	Collection of Prior Year Income (tuition fees)- Accumulated Surplus/(Deficit)
Per Diems - Civilian	5010299001	0.00	0.00	8,075.00	4,512.50	27,075.00	39,662.50	0.00	39,662.50	39,662.50	39,662.50	0 %	Refund of Overpayments for BOR Honorarium
Traveling Expenses - Local	5020101000	0.00	0.00	0.00	0.00	17,399.00	17,399.00	0.00	17,399.00	17,399.00	17,399.00	0 %	Refund of Traveling Expenses (Plane Fares)
Training Expenses	5020201002	0.00	0.00	0.00	1,800.00	0.00	1,800.00	0.00	1,800.00	1,800.00	1,800.00	0 %	Refund of Registration Fee
Water Expenses	5020401000	0.00	21,653.70	11,460.00	30,272.60	34,365.62	97,751.92	0.00	97,751.92	97,751.92	97,751.92	0 %	Refund of contractors and tenants for water usage
Electricity Expenses	5020402000	0.00	52,000.10	42,656.00	39,215.94	40,819.19	174,691.23	0.00	174,691.23	174,691.23	174,691.23	0 %	Refund of contractors and tenants for electricity usage
Other Professional Services	5021199000	0.00	0.00	0.00	5,700.00	4,626.00	10,326.00	0.00	10,326.00	10,326.00	10,326.00	0 %	Refund of Salary overpayment of COS
Labor and Wages	5021601000	0.00	0.56	4,000.00	7,096.59	16,390.08	27,487.23	0.00	27,487.23	27,487.23	27,487.23	0 %	Refund of Salary overpayment of COS
GRAND TOTAL		344,132,000.00	12,866,910.10	3,084,868.75	155,665,885.03	165,738,829.61	337,356,493.49	0.00	337,356,493.49	337,356,493.49	(6,775,506.51)	-2 %	

Certified Correct:

 MAURICE ANAVER B. DORDADO, CPA
 University Chief Accountant
 Date: January 21, 2025 04:28 PM


Recommending Approval By:

 RENE BOY A. CATUBIG, CPA
 Chief Administrative Officer-Finance
 Date: January 21, 2025 04:28 PM


Approved By:

 NOEL MARJON E. YAMI, PSY. D.
 University President
 Date: January 21, 2025 04:28 PM


QUARTERLY REPORT OF REVENUE AND OTHER RECEIPTS
As at the Quarter Ending December 31, 2024

Department : State Universities and Colleges (SUCs)
 Agency/Entity : Negros Oriental State University
 Operating Unit : < not applicable >
 Organization Code (UACS) : 08 072 0000000
 Fund Cluster : 06 - Business Related Funds

Classification/Sources of Revenue and Other Receipts	UACS CODE	REVENUE TARGET (Annual) per BESF	Actual Revenue and Other Receipts Collections					Cumulative Remittance/Deposits to Date			Variance		Remarks
			1st Quarter Ending March 31	2nd Quarter Ending June 30	3rd Quarter Ending September 30	4th Quarter Ending December 31	Total	Remittance to BTr	Deposited with AGDB	Total	Amount	%	
1	2	3	4	5	6	7	8=(4+5+6+7)	9	10	11=(9+10)	12=(8-3)	13=(12/3)	14
Business Related Funds		5,705,000.00	637,189.43	830,880.47	749,563.14	894,275.99	3,111,909.03	0.00	3,111,909.03	3,111,909.03	(2,593,090.97)	-45 %	
Revenue Collections		5,705,000.00	637,189.43	830,880.47	749,563.14	894,275.99	3,111,909.03	0.00	3,111,909.03	3,111,909.03	(2,593,090.97)	-45 %	
Cash Revenue		5,705,000.00	637,189.43	830,880.47	749,563.14	894,275.99	3,111,909.03	0.00	3,111,909.03	3,111,909.03	(2,593,090.97)	-45 %	
Not Applicable		5,705,000.00	637,189.43	830,880.47	749,563.14	894,275.99	3,111,909.03	0.00	3,111,909.03	3,111,909.03	(2,593,090.97)	-45 %	
Other Business Income	4020299099	5,705,000.00	637,189.43	830,880.47	749,563.14	894,275.99	3,111,909.03	0.00	3,111,909.03	3,111,909.03	(2,593,090.97)	-45 %	
GRAND TOTAL		5,705,000.00	637,189.43	830,880.47	749,563.14	894,275.99	3,111,909.03	0.00	3,111,909.03	3,111,909.03	(2,593,090.97)	-45 %	

Certified Correct:

 MAURICE ANAVER B. DORDADO, CPA
 University Chief Accountant
 Date: January 21, 2025 04:28 PM

Recommending Approval By:

 RENE BOY A. CATUBIG, CPA
 Chief Administrative Officer-Finance
 Date: January 21, 2025 04:28 PM


Approved By:

 NOEL MARJON E. YASI, PSY. D.
 University President
 Date: January 21, 2025 04:28 PM

QUARTERLY REPORT OF REVENUE AND OTHER RECEIPTS
As at the Quarter Ending December 31, 2024


Department : State Universities and Colleges (SUCs)
 Agency/Entity : Negros Oriental State University
 Operating Unit : < not applicable >
 Organization Code (UACS) : 08 072 0000000
 Fund Cluster : 07 - Trust Receipts

Classification/Sources of Revenue and Other Receipts	UACS CODE	REVENUE TARGET (Annual) per BESF	Actual Revenue and Other Receipts Collections					Cumulative Remittance/Deposits to Date			Variance		Remarks
			1st Quarter Ending March 31	2nd Quarter Ending June 30	3rd Quarter Ending September 30	4th Quarter Ending December 31	Total	Remittance to BTr	Deposited with AGDB	Total	Amount	%	
1	2	3	4	5	6	7	8=(4+5+6+7)	9	10	11=(9+10)	12=(8-3)	13=(12/3)	14
Trust Receipts		12,809,000.00	100,000.00	4,985,893.60	2,091,500.00	572,900.00	7,750,293.60	0.00	7,750,293.60	7,750,293.60	(5,058,706.40)	-39 %	
Trust Receipts Deposited with Authorized Government Depository Banks (AGDB)		12,809,000.00	100,000.00	4,985,893.60	2,091,500.00	572,900.00	7,750,293.60	0.00	7,750,293.60	7,750,293.60	(5,058,706.40)	-39 %	
Trust receipts for Funded Projects, Scholarship Grants, and other proceeds from government units, contractors, and other private organizations for implementation		12,809,000.00	100,000.00	4,985,893.60	2,091,500.00	572,900.00	7,750,293.60	0.00	7,750,293.60	7,750,293.60	(5,058,706.40)	-39 %	
GRAND TOTAL		12,809,000.00	100,000.00	4,985,893.60	2,091,500.00	572,900.00	7,750,293.60	0.00	7,750,293.60	7,750,293.60	(5,058,706.40)	-39 %	


Certified Correct:


 MAURICE ANAVER B. DORDADO, CPA
 University Chief Accountant
 Date: January 21, 2025 04:28 PM

Recommending Approval By:


 RENE BOY A. CATUBIG, CPA
 Chief Administrative Officer-Finance
 Date: January 21, 2025 04:28 PM

Approved By:


 NOEL MARJONE YASI, PSY. D.
 University President
 Date: January 21, 2025
 04:28 PM